

# AlaVar generated report

F:\Callisto\_Quali\Data\TotalLightCurve100.prn

File 'F:\Callisto\_Quali\Data\TotalLightCurve100.prn' created on 04.03.2016 09:53:30

Column # 1 was processed

Data length N = 687600 points.

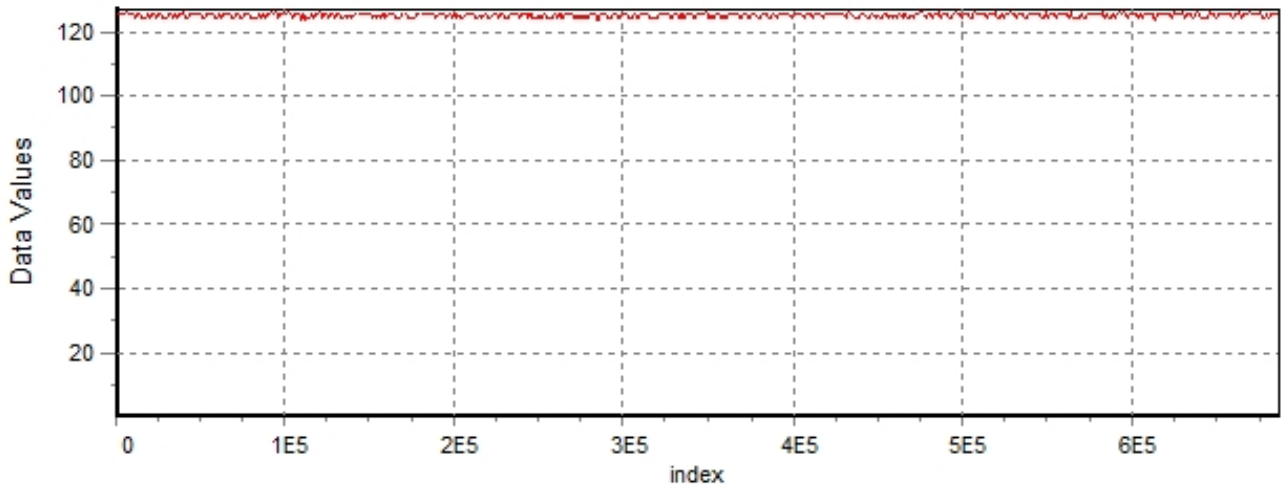
The mean Value of the processed data = 62662.1

The Stanadr Deviation of the processed data = 1.63983e+07

The number of removed outliers is 10

## AlaVar 5.2

### Data Values

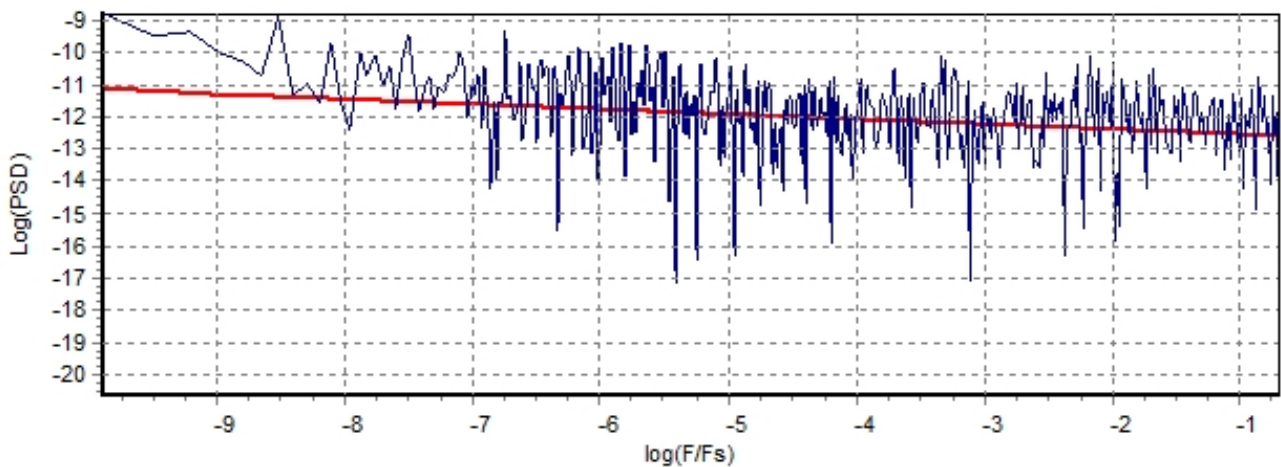


Produced by AlaVar 5.2

Figure 1 : Processed Data

## AlaVar 5.2

### PSD of Data



Produced by AlaVar 5.2

Figure 2 : Data PSD

The computation of the 3 ALLAN STD DEVs lasted 0.137000 seconds  
 The error bars were computed for a : White FM  
 The computation of the Error bars lasted 0 seconds

ADEV(tau) was fitted to a line :  
 The Slope of the line is =-0.467933  
 The fit result is ADEV(tau=1) = Stability =0.524855

Tau = average Time  
 ADEV = Overlapping ALLAN STD DEV.  
 ADEV\_Min = ADEV lower bound.  
 ADEV\_Max = ADEV upper bound.  
 MDEV = Modified ALLAN STD DEV.  
 TDEV = Time ALLAN STD DEV.  
 HDEV = Overlapping HADAMARD STD DEV.

Tau	ADEV	ADEV_Min	ADEV_Max	MDEV	TDEV	HDEV
0.25	1.0535	1.0524	1.0546	1.0535	0.15206	1.0532
0.5	0.74572	0.74488	0.74656	0.58955	0.17019	0.74569
1	0.52749	0.52673	0.52826	0.38457	0.22203	0.52748
2	0.37294	0.3722	0.37369	0.26584	0.30696	0.37282
4	0.26406	0.26332	0.2648	0.18713	0.43215	0.264
8	0.1875	0.18676	0.18824	0.13358	0.61696	0.18635
16	0.13642	0.13567	0.13719	0.098048	0.90573	0.135
32	0.10175	0.10096	0.10256	0.074317	1.373	0.10021
64	0.076908	0.076065	0.07778	0.05642	2.0847	0.075604
128	0.058435	0.057535	0.059379	0.042851	3.1667	0.057724
256	0.04179	0.040888	0.042755	0.028473	4.2083	0.042789
512	0.027412	0.026586	0.028321	0.019938	5.8938	0.026789
1024	0.021523	0.02062	0.022555	0.015927	9.4163	0.020823
2048	0.018042	0.016996	0.019307	0.01414	16.72	0.016621
4096	0.017621	0.01622	0.019462	0.014301	33.82	0.016354
8192	0.016278	0.014514	0.018892	0.013095	61.936	0.01512
16384	0.015041	0.012838	0.018985	0.012979	122.78	0.010751
32768	0.021858	0.017546	0.032574	0.019538	369.63	0.0098832

### Allan time variance Callisto eC96

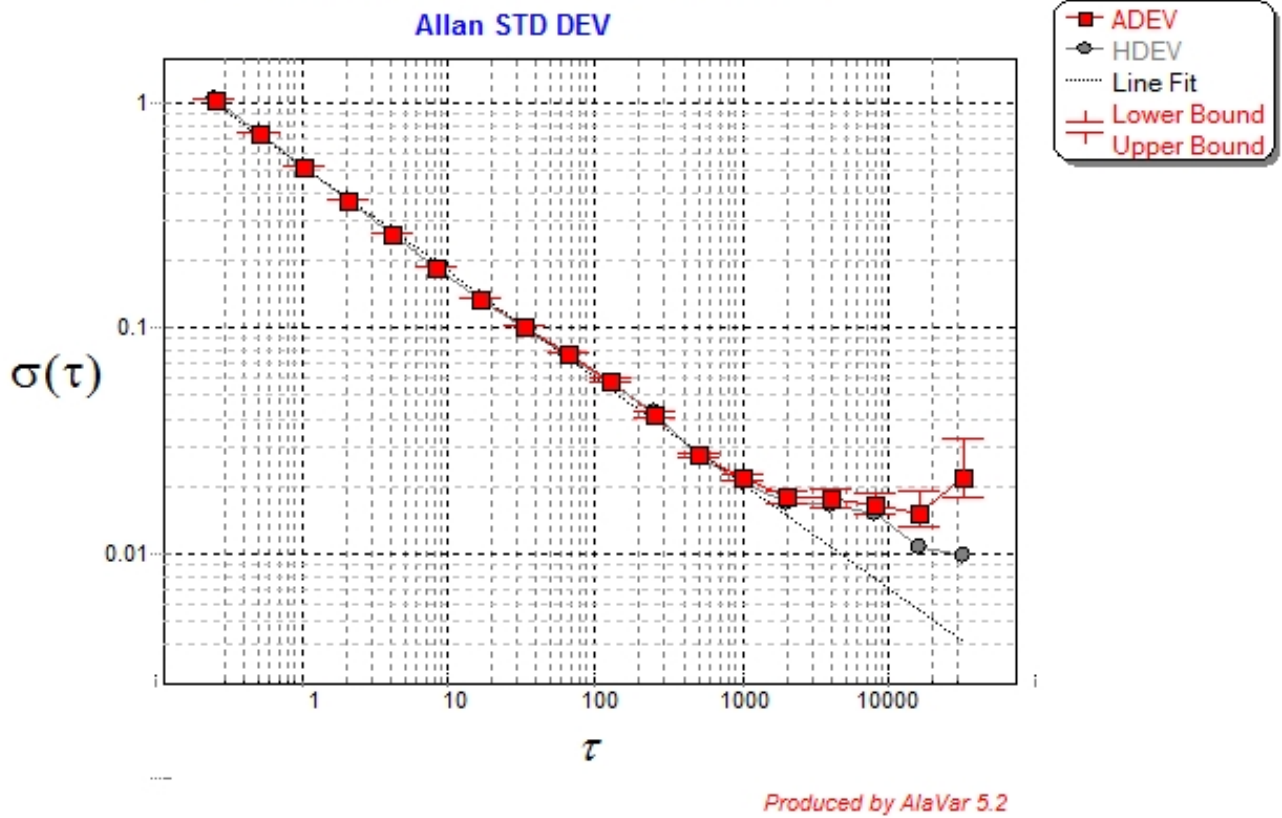


Figure 3 : Allan Standard Deviation