

AlaVar generated report

C:\Data\lcleC70.dat

File 'C:\Data\lcleC70.dat' created on 06.06.2013 09:06:00

Column # 1 was processed

Data length N = 4290 points.

The mean Value of the processed data = 480.566

The Stanadr Deviation of the processed data = 0.678237

The number of removed outliers is 16

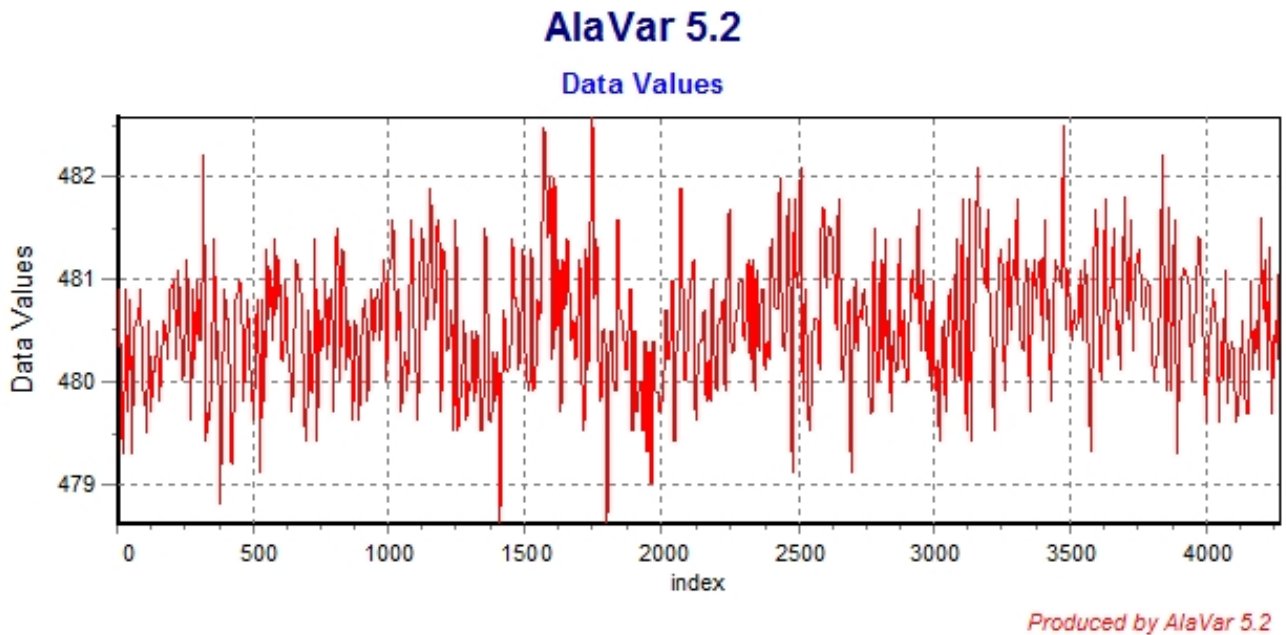


Figure 1 : Processed Data

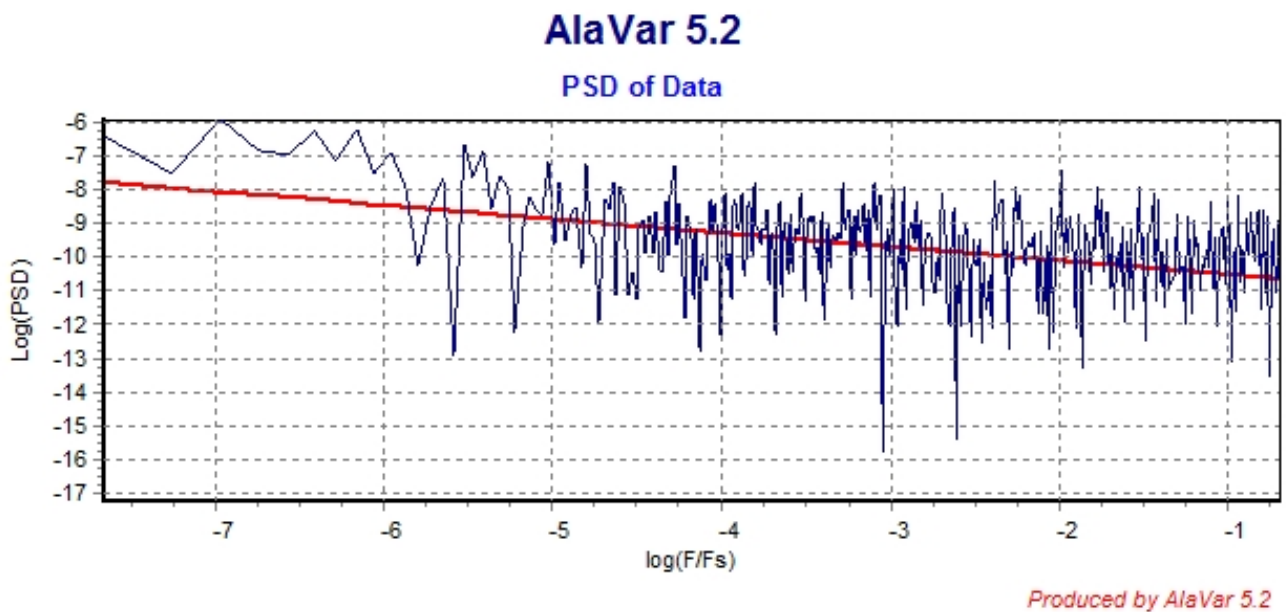


Figure 2 : Data PSD

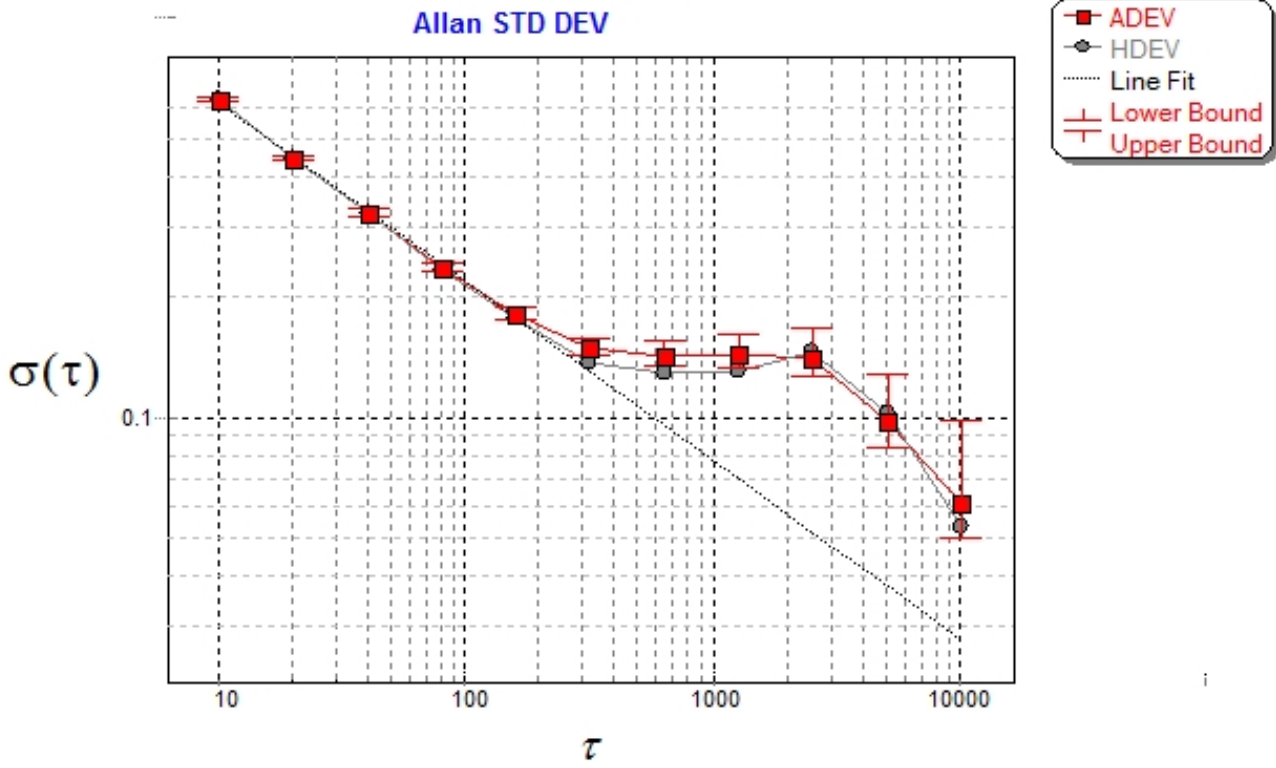
The computation of the 3 ALLAN STD DEVs lasted 0.014000 seconds
 The error bars were computed for a : White FM
 The computation of the Error bars lasted 0.001 seconds

ADEV(tau) was fitted to a line :
 The Solpe of the line is =-0.447755
 The fit result is ADEV(tau=1) = Stability =1.71918

Tau = average Time
 ADEV = Overlapping ALLAN STD DEV.
 ADEV_Min = ADEV lower bound.
 ADEV_Max = ADEV upper bound.
 MDEV = Modified ALLAN STD DEV.
 TDEV = Time ALLAN STD DEV.
 HDEV = Overlapping HADAMARD STD DEV.

Tau	ADEV	ADEV_Min	ADEV_Max	MDEV	TDEV	HDEV
10	0.62454	0.61642	0.63299	0.62454	3.6058	0.62336
20	0.44558	0.43933	0.4521	0.35391	4.0866	0.44268
40	0.32496	0.31916	0.3311	0.23971	5.536	0.3227
80	0.23719	0.23142	0.24342	0.17398	8.0357	0.23258
160	0.18136	0.17524	0.18816	0.1338	12.36	0.1758
320	0.14879	0.14184	0.15687	0.11622	21.471	0.13716
640	0.14249	0.13332	0.15387	0.11552	42.684	0.12823
1280	0.14293	0.13033	0.16007	0.11707	86.515	0.12981
2560	0.13955	0.12284	0.16567	0.10908	161.22	0.1458
5120	0.097147	0.081445	0.12778	0.068969	203.88	0.10219
10240	0.060366	0.047232	0.099198	0.055656	329.04	0.053319

Allan variance Callisto eC70



Produced by AlaVar 5.2

Figure 3 : Allan Standard Deviation