

AlaVar generated report

C:\Data\clec73.dat

File 'C:\Data\clec73.dat' created on 24.05.2013 08:29:52

Column # 1 was processed

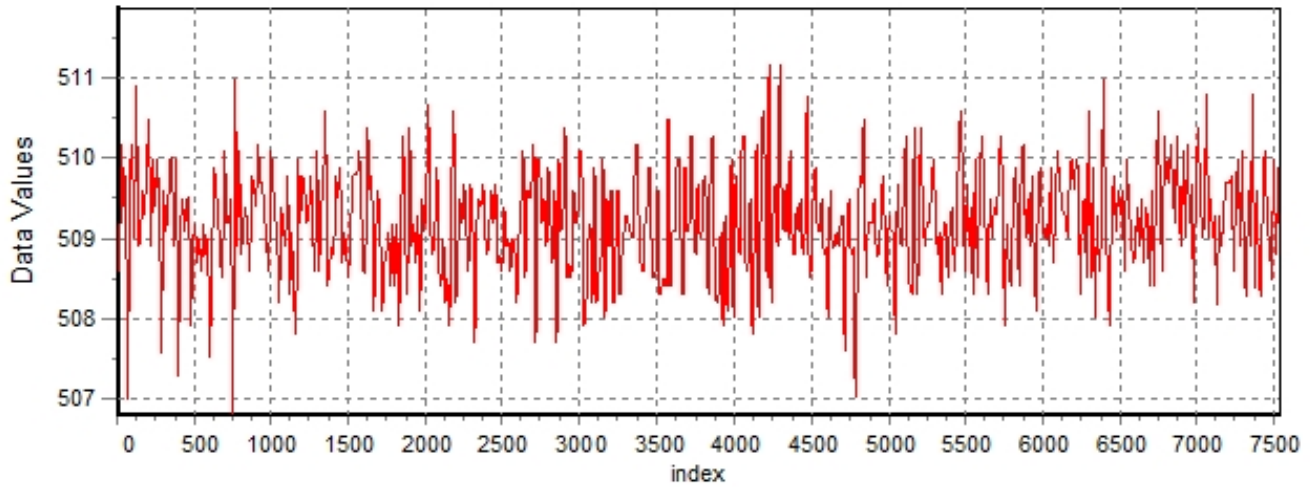
Data length N = 7540 points.

The mean Value of the processed data = 509.236

The Stanadrd Deviation of the processed data = 0.698036

AlaVar 5.2

Data Values

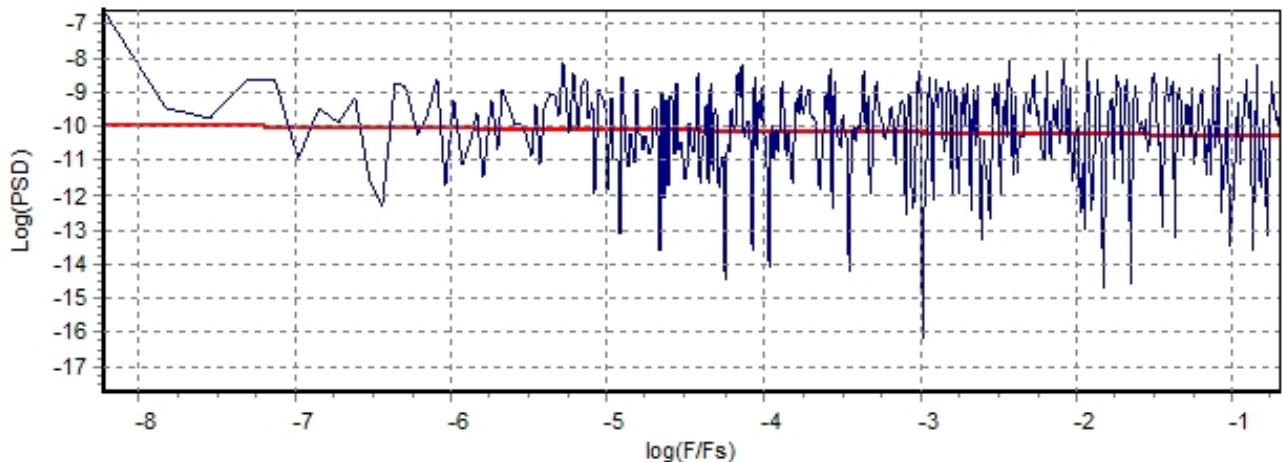


Produced by AlaVar 5.2

Figure 1 : Processed Data

AlaVar 5.2

PSD of Data



Produced by AlaVar 5.2

Figure 2 : Data PSD

The computation of the 3 ALLAN STD DEVs lasted 0.015000 seconds
 The error bars were computed for a : White FM
 The computation of the Error bars lasted 0.001 seconds

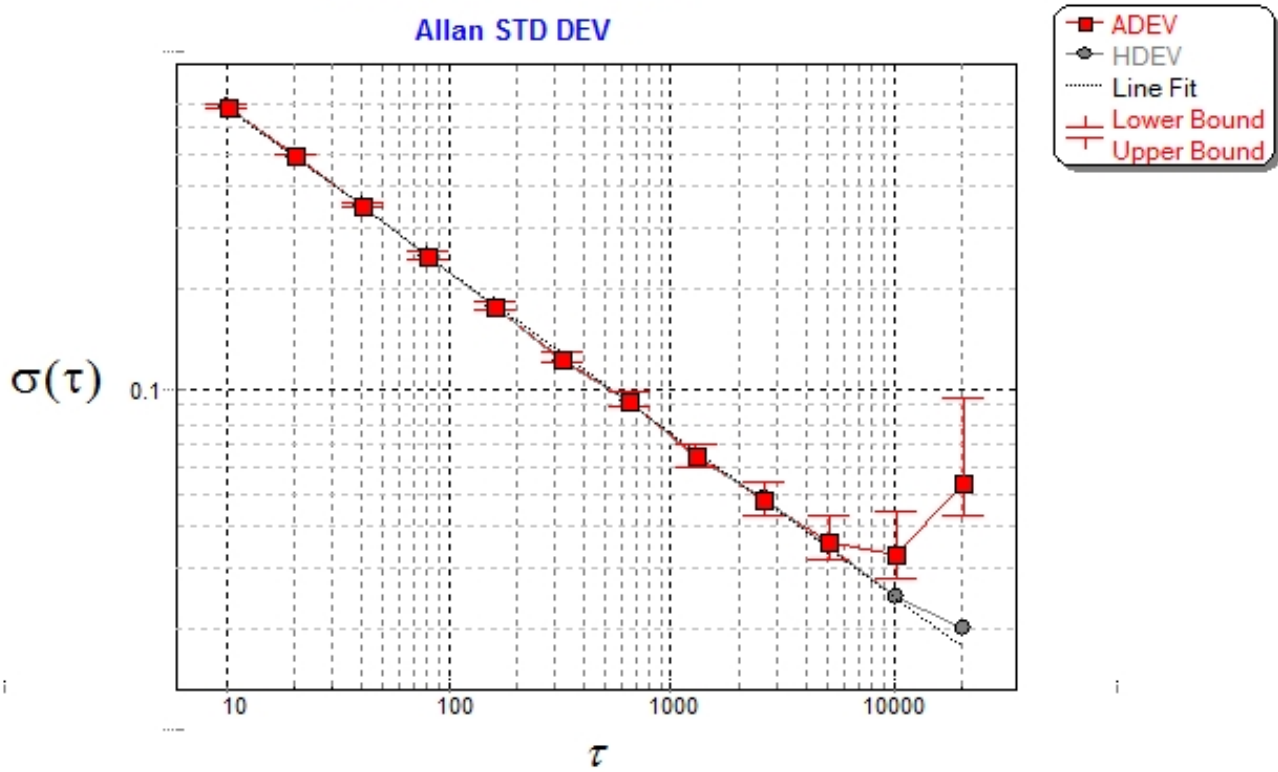
ADEV(tau) was fitted to a line :
 The Solpe of the line is =-0.480722
 The fit result is ADEV(tau=1) = Stability =2.05546

Tau = average Time
 ADEV = Overlapping ALLAN STD DEV.
 ADEV_Min = ADEV lower bound.
 ADEV_Max = ADEV upper bound.
 MDEV = Modified ALLAN STD DEV.
 TDEV = Time ALLAN STD DEV.
 HDEV = Overlapping HADAMARD STD DEV.

Tau	ADEV	ADEV_Min	ADEV_Max	MDEV	TDEV	HDEV
10	0.69029	0.6835	0.69728	0.69029	3.9854	0.68977
20	0.49132	0.48611	0.4967	0.38995	4.5028	0.48926
40	0.35292	0.34815	0.35791	0.2588	5.9766	0.35217
80	0.25005	0.24543	0.25494	0.17773	8.209	0.25041
160	0.17621	0.17169	0.18111	0.12504	11.55	0.17651
320	0.12344	0.11903	0.12838	0.087256	16.121	0.12256
640	0.092282	0.087714	0.097647	0.067021	24.765	0.092314
1280	0.063859	0.059504	0.069333	0.045152	33.367	0.063327
2560	0.04754	0.043107	0.053695	0.034115	50.423	0.048291
5120	0.035387	0.030911	0.042612	0.027888	82.438	0.034384
10240	0.032523	0.026976	0.04396	0.029162	172.41	0.024663
20480	0.053143	0.04094	0.093875	0.057647	681.63	0.019684

Alan Variance eC73

Allan STD DEV



Produced by AlaVar 5.2

Figure 3 : Allan Standard Deviation