

AlaVar generated report

F:\LC\lec79.dat

File 'F:\LC\lec79.dat' created on 25.04.2014 10:31:00

Column # 1 was processed

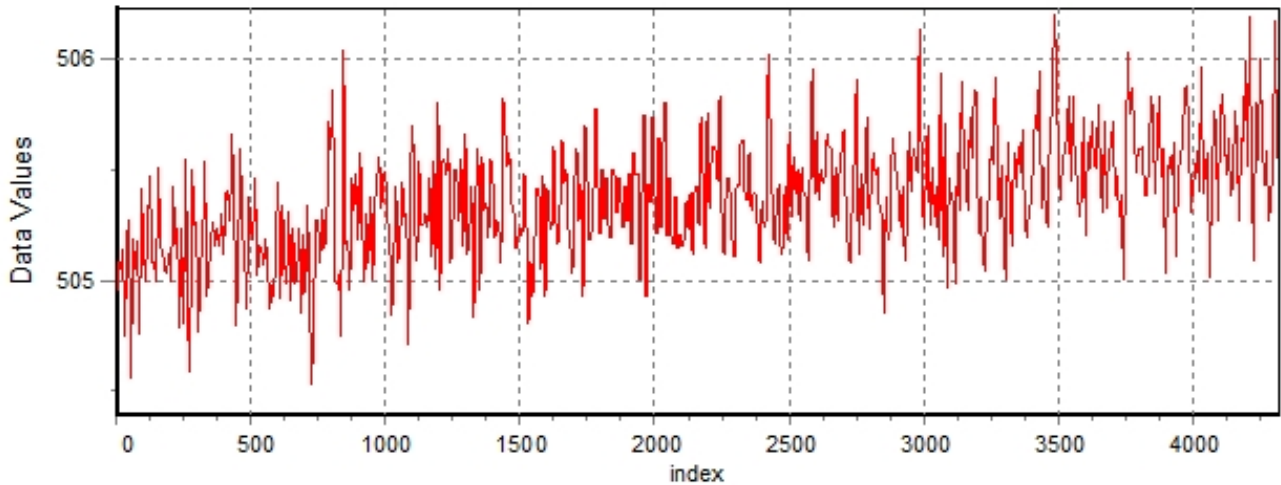
Data length N = 4320 points.

The mean Value of the processed data = 505.367

The Stanadrd Deviation of the processed data = 0.276985

AlaVar 5.2

Data Values

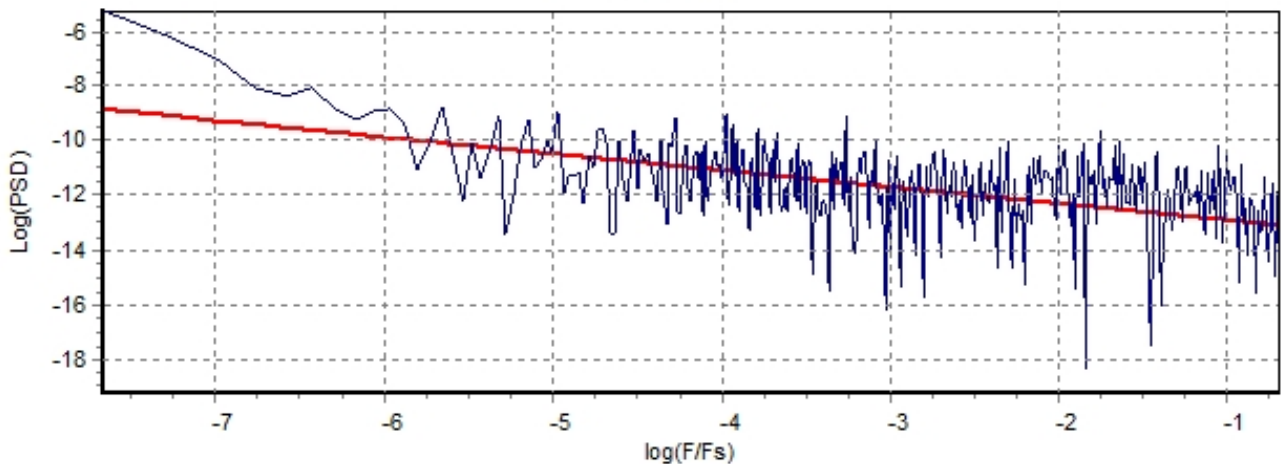


Produced by AlaVar 5.2

Figure 1 : Processed Data

AlaVar 5.2

PSD of Data



Produced by AlaVar 5.2

Figure 2 : Data PSD

The computation of the 3 ALLAN STD DEVs lasted 0.013000 seconds
 The error bars were computed for a : Flicker FM
 The computation of the Error bars lasted 0.001 seconds

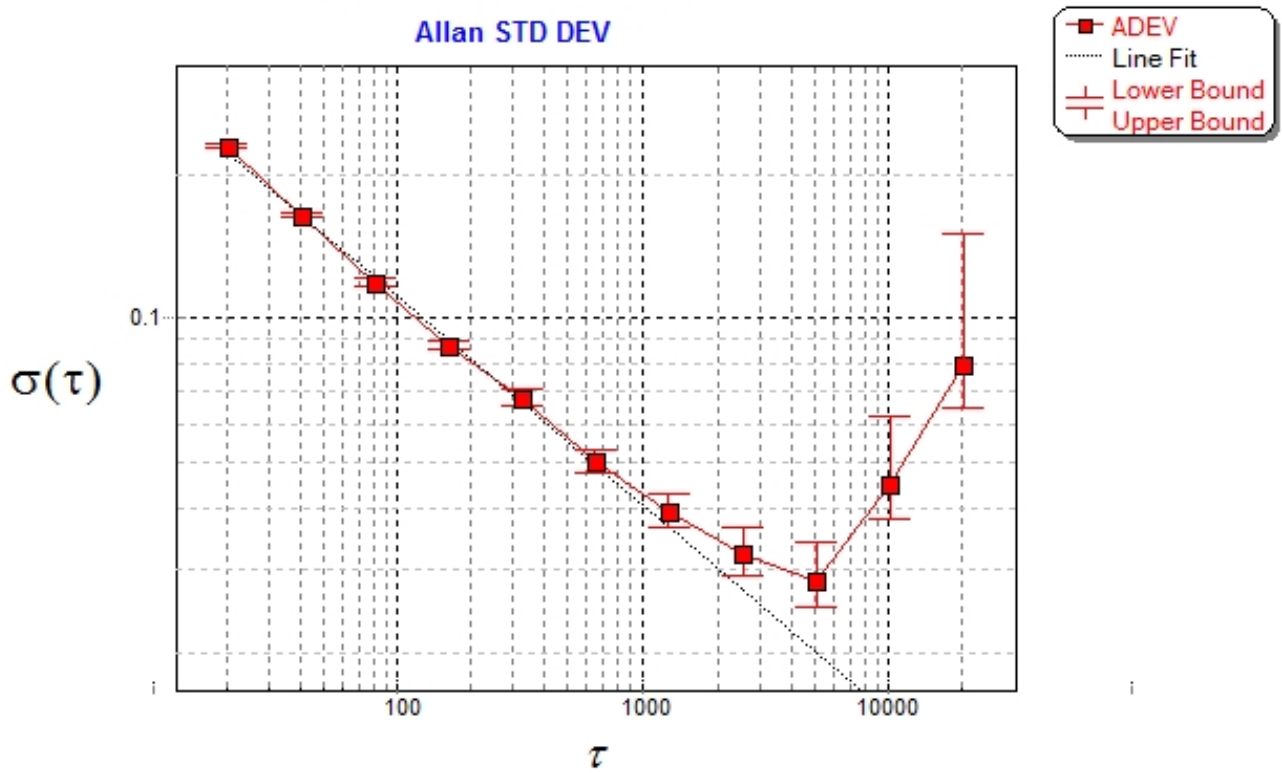
ADEV(tau) was fitted to a line :
 The Solpe of the line is =-0.434332
 The fit result is ADEV(tau=1) = Stability =0.815615

Tau = average Time
 ADEV = Overlapping ALLAN STD DEV.
 ADEV_Min = ADEV lower bound.
 ADEV_Max = ADEV upper bound.
 MDEV = Modified ALLAN STD DEV.
 TDEV = Time ALLAN STD DEV.
 HDEV = Overlapping HADAMARD STD DEV.

Tau	ADEV	ADEV_Min	ADEV_Max	MDEV	TDEV	HDEV
20	0.22915	0.22655	0.23184	0.22915	2.6459	0.2289
40	0.16305	0.16087	0.16532	0.12961	2.9933	0.16171
80	0.1184	0.11619	0.12075	0.086491	3.9949	0.118
160	0.087046	0.084763	0.089523	0.064543	5.9622	0.085129
320	0.067879	0.065396	0.070668	0.050196	9.2739	0.066785
640	0.050114	0.047568	0.053117	0.036297	13.412	0.048571
1280	0.03934	0.036577	0.042841	0.029538	21.829	0.038268
2560	0.032185	0.029074	0.036567	0.024867	36.753	0.031092
5120	0.028003	0.024298	0.03416	0.023981	70.888	0.017754
10240	0.044603	0.036588	0.062141	0.042418	250.78	0.011711
20480	0.079388	0.060499	0.14871	0.074064	875.75	0.011538

Allan Variance eC79

Allan STD DEV



Produced by AlaVar 5.2

Figure 3 : Allan Standard Deviation