

# AlaVar generated report

C:\temp\Data\ec104\_LC050.dat

File 'C:\temp\Data\ec104\_LC050.dat' created on 13.11.2017 06:53:08

Column # 1 was processed

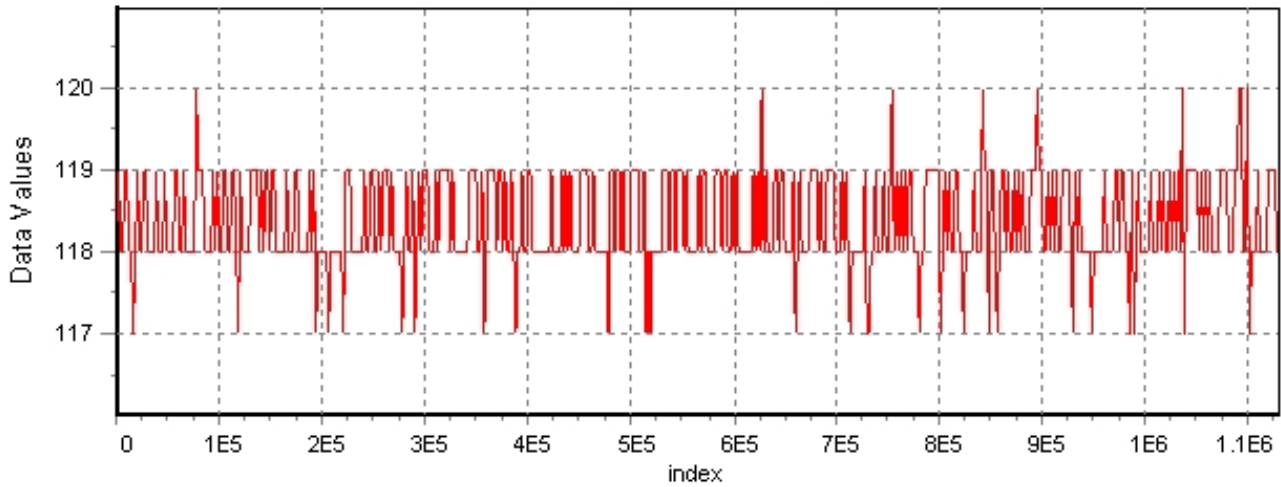
Data length N = 1130400 points.

The mean Value of the processed data = 118.347

The Stanadr Deviation of the processed data = 0.595197

## AlaVar 5.2

### Data Values

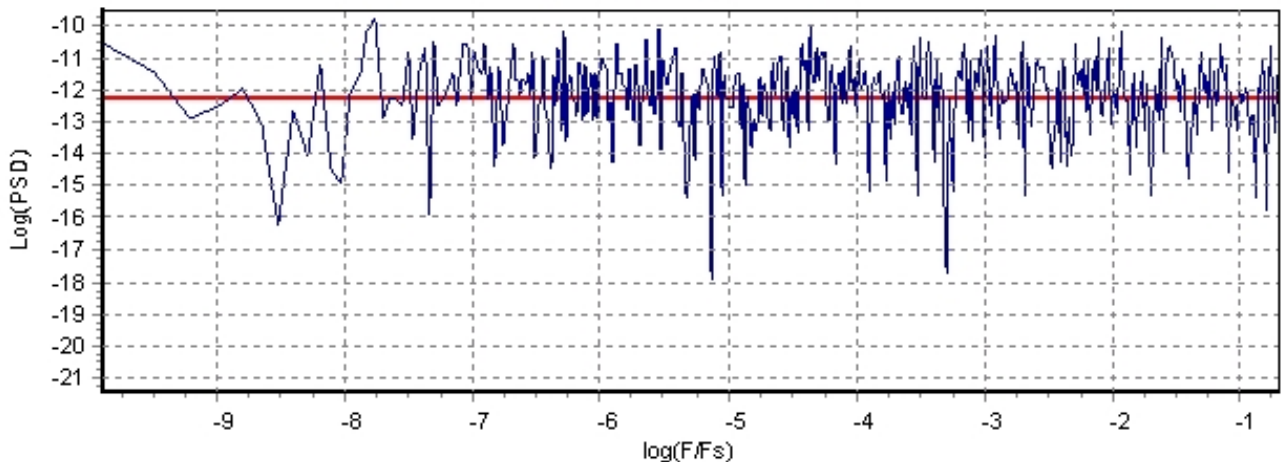


Produced by AlaVar 5.2

Figure 1 : Processed Data

## AlaVar 5.2

### PSD of Data



Produced by AlaVar 5.2

Figure 2 : Data PSD

The computation of the 3 ALLAN STD DEVs lasted 1.797000 seconds  
 The error bars were computed for a : White FM  
 The computation of the Error bars lasted 0 seconds

ADEV(tau) was fitted to a line :  
 The Solpe of the line is =-0.484276  
 The fit result is ADEV(tau=1) = Stability =0.294475

Tau = average Time  
 ADEV = Overlapping ALLAN STD DEV.  
 ADEV\_Min = ADEV lower bound.  
 ADEV\_Max = ADEV upper bound.  
 MDEV = Modified ALLAN STD DEV.  
 TDEV = Time ALLAN STD DEV.  
 HDEV = Overlapping HADAMARD STD DEV.

Tau	ADEV	ADEV_Min	ADEV_Max	MDEV	TDEV	HDEV
0.25	0.59124	0.59076	0.59172	0.59124	0.085338	0.59121
0.5	0.4184	0.41803	0.41877	0.3309	0.095522	0.41835
1	0.29605	0.29571	0.29638	0.21589	0.12464	0.29604
2	0.20935	0.20903	0.20968	0.14919	0.17227	0.20936
4	0.14779	0.14747	0.14811	0.10453	0.24141	0.14782
8	0.10468	0.10436	0.105	0.074224	0.34282	0.10461
16	0.074319	0.073998	0.074644	0.05274	0.48719	0.074107
32	0.053421	0.053095	0.053752	0.038198	0.70572	0.053086
64	0.039262	0.038925	0.039608	0.028591	1.0565	0.038616
128	0.030065	0.029702	0.030442	0.022346	1.6514	0.029078
256	0.024462	0.024047	0.024899	0.018598	2.7488	0.023364
512	0.021398	0.020891	0.021945	0.017074	5.0471	0.0198
1024	0.019897	0.019238	0.020629	0.015858	9.3756	0.018411
2048	0.019003	0.01813	0.020016	0.015604	18.45	0.016716
4096	0.020022	0.018752	0.02159	0.017024	40.26	0.016857
8192	0.023346	0.021318	0.02609	0.020249	95.772	0.020234
16384	0.026426	0.023306	0.031263	0.021992	208.03	0.024043
32768	0.026776	0.022508	0.034992	0.02257	426.99	0.022241
65536	0.038293	0.030077	0.061916	0.042737	1617.1	0.015789

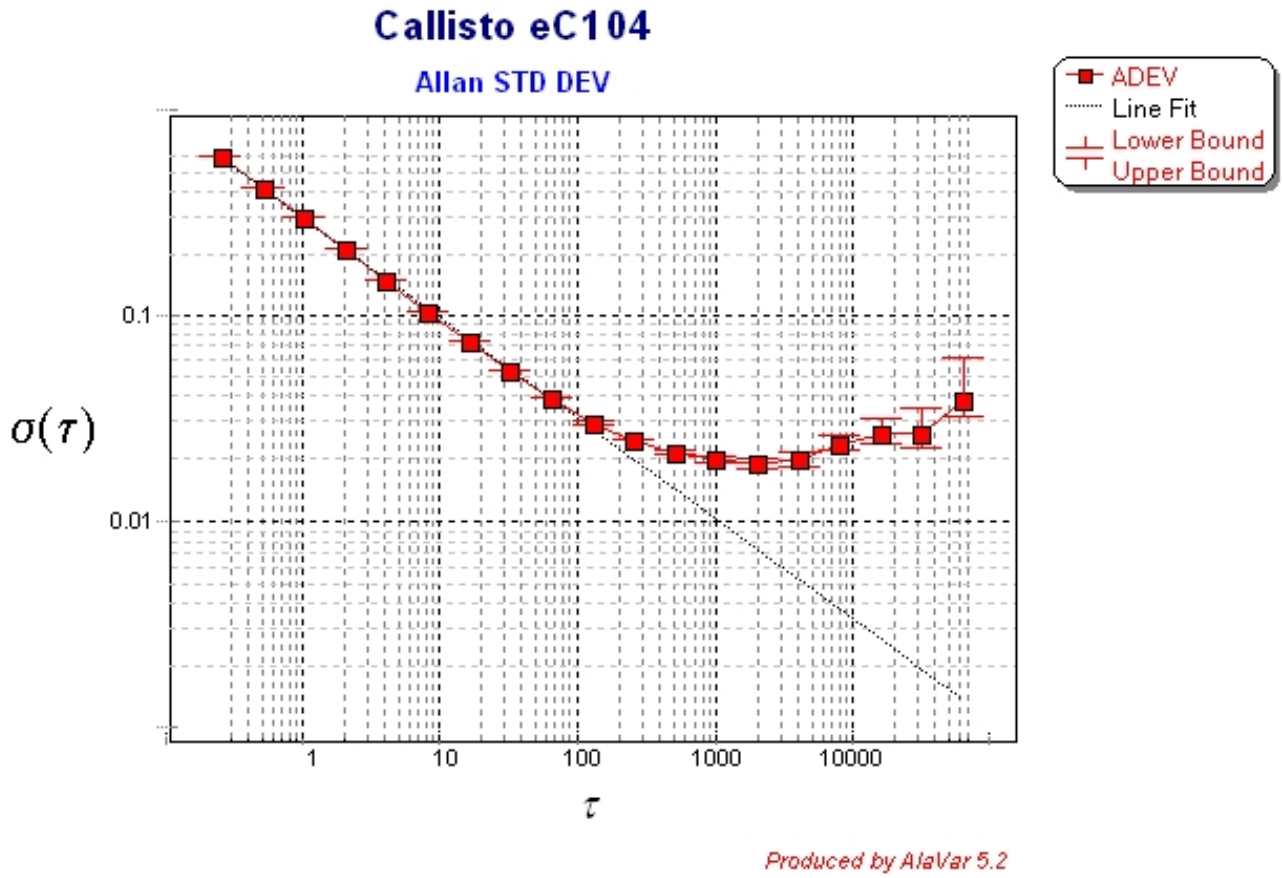


Figure 3 : Allan Standard Deviation