

AlaVar generated report

E:\allan\LC150EC100.dat

File 'E:\allan\LC150EC100.dat' created on 04.04.2017 07:43:02

Column # 1 was processed

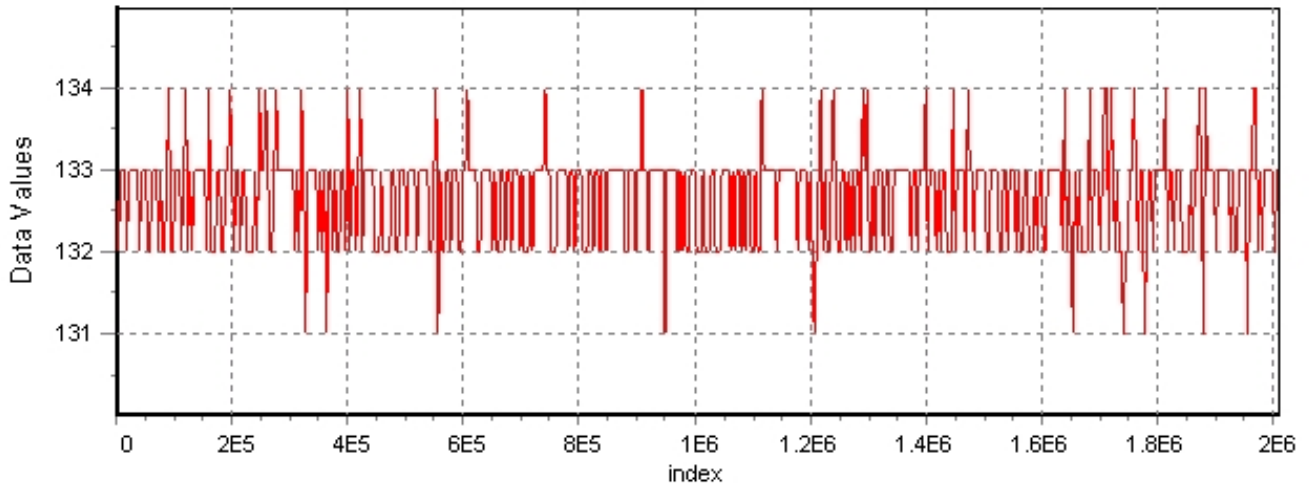
Data length N = 2010732 points.

The mean Value of the processed data = 132.68

The Stanadr Deviation of the processed data = 0.628956

AlaVar 5.2

Data Values

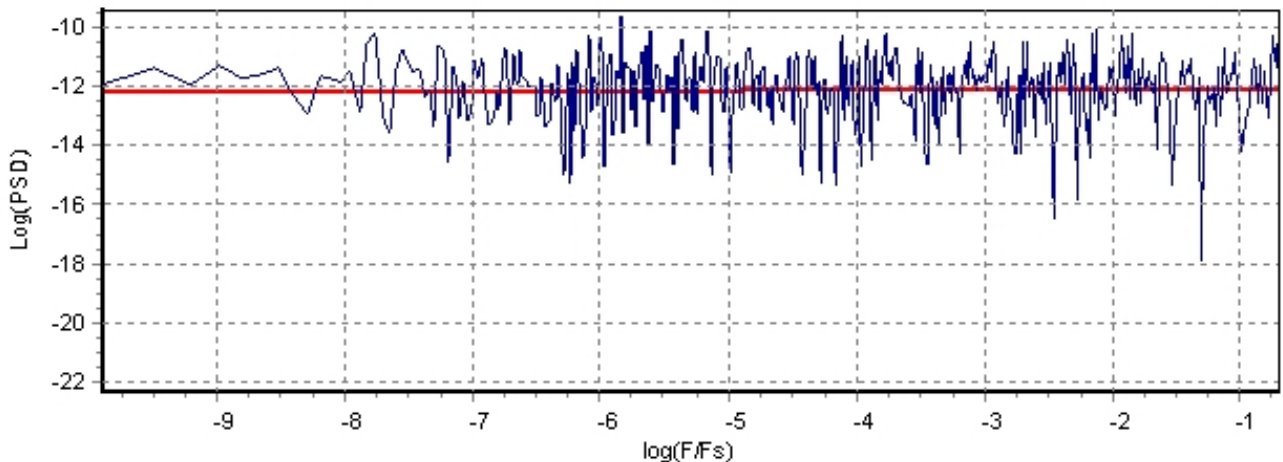


Produced by AlaVar 5.2

Figure 1 : Processed Data

AlaVar 5.2

PSD of Data



Produced by AlaVar 5.2

Figure 2 : Data PSD

The computation of the 3 ALLAN STD DEVS lasted 3.031000 seconds
 The error bars were computed for a : White FM
 The computation of the Error bars lasted 0 seconds

ADEV(tau) was fitted to a line :
 The Solpe of the line is =-0.49875
 The fit result is ADEV(tau=1) = Stability =0.314202

Tau = average Time
 ADEV = Overlapping ALLAN STD DEV.
 ADEV_Min = ADEV lower bound.
 ADEV_Max = ADEV upper bound.
 MDEV = Modified ALLAN STD DEV.
 TDEV = Time ALLAN STD DEV.
 HDEV = Overlapping HADAMARD STD DEV.

Tau	ADEV	ADEV_Min	ADEV_Max	MDEV	TDEV	HDEV
0.25	0.62906	0.62867	0.62944	0.62906	0.090797	0.62928
0.5	0.4443	0.44401	0.44459	0.35126	0.1014	0.44426
1	0.31426	0.314	0.31453	0.22906	0.13225	0.31426
2	0.22235	0.22209	0.22261	0.1585	0.18302	0.22234
4	0.15718	0.15692	0.15743	0.11129	0.25701	0.15728
8	0.11089	0.11063	0.11115	0.078469	0.36243	0.1108
16	0.078647	0.078392	0.078905	0.055659	0.51415	0.078606
32	0.055667	0.055412	0.055925	0.039392	0.72777	0.055608
64	0.039517	0.039262	0.039777	0.027969	1.0335	0.0395
128	0.028008	0.027754	0.02827	0.019877	1.4689	0.027941
256	0.019934	0.019679	0.020199	0.014049	2.0765	0.020001
512	0.013924	0.013674	0.014188	0.009917	2.9315	0.01377
1024	0.010379	0.010119	0.010661	0.0075189	4.4452	0.010247
2048	0.0076917	0.0074224	0.0079926	0.0056354	6.6633	0.0074637
4096	0.0063541	0.0060455	0.0067152	0.0050041	11.834	0.0057741
8192	0.0063035	0.0058817	0.0068314	0.0051701	24.453	0.0055512
16384	0.0069171	0.0062838	0.0077904	0.0058099	54.957	0.0048529
32768	0.0081772	0.007161	0.0097996	0.0067793	128.26	0.0060246
65536	0.010761	0.0089571	0.014411	0.0094557	357.78	0.0077198
1.3107e+05	0.011302	0.0087519	0.019465	0.011658	882.21	0.010478

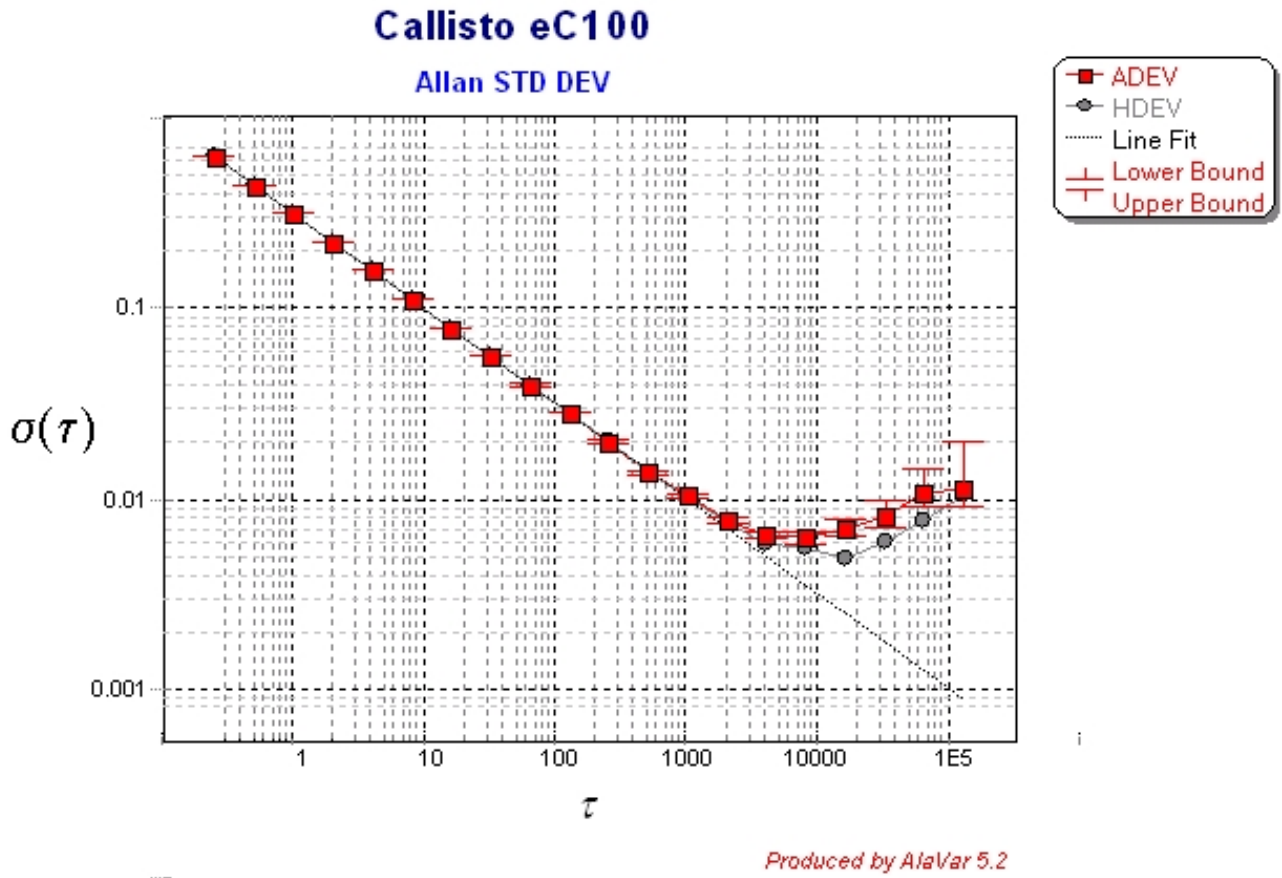


Figure 3 : Allan Standard Deviation